

A vibrant, cartoon-style illustration of a beach scene. In the center, a large white archway contains the text 'SUMMER HOLIDAY HOMEWORK' in red, bold, uppercase letters. Below the arch, the text 'CLASS-L.K.G.' is written in red, bold, uppercase letters with a red underline. At the bottom, the word 'SUMMER' is written in large, colorful, 3D block letters: 'S' is yellow, 'U' is red, 'M' is green, 'M' is blue, 'E' is pink, and 'R' is orange. The scene is set on a small brown island with a blue drink in a coconut, a whole green coconut, and several seashells. In the background, there are three colorful beach umbrellas (red and white, red and yellow, and red and white), a blue and pink surfboard, and a smiling orange crab. The sky is a gradient of orange and yellow with white clouds, and the water is blue with white waves.

**SUMMER HOLIDAY HOMEWORK**

**CLASS-L.K.G.**

**SUMMER**

*It's Summertime!*



**NEW LIGHT EDUCATION CENTRE**

**Summer Holiday Homework**

**Class – L.K.G.**

**Work book Homework**

**Hindi-** शब्द लेखन में पेज नंबर 15,16,17 भरिए।

स्वर्ण किरण में पेज नंबर 25,26,27,28,31,33,35,37  
से 41 तक भरिए।

अ से ज तक पढ़िए व अक्षरो का अभ्यास करिए।

**English-** Fill page no.23 to 34 in Capital & small letters  
workbook.

Fill page no.23,24,26,28,30,32 to 36 in All About  
Alphabet book.

Read A to Z caption letter alphabet with pictures &  
Do practice of A to Z alphabet.

**Maths-** Fill page no. 19 to 25 in Mathematics  
workbook.

Fill page no. 20 to 35 in Numbrella book .

Read & Write forward counting from 1 to 50.

**E.V.S.** – Fill page no. 1,2,3,4,7,8,13 in The Quest Book.

- Read Fruits name with pictures.





- Read Vegetables name with pictures.
- Read Colours name .
- Read Days name.

### Rhymes

#### Read English Rhyme

1. Chubby Cheeks dimple chin  
Rosey lips teeth with in  
Curly hair very fair  
Eyes are blue lovely too  
Teacher's pet is that you  
Yes , yes, yes
2. Rain – Rain go away  
comes again Another day  
Little Johnny wants to play  
Rain- Rain go away

#### Read Hindi Rhyme

- 1 .दो चूहे थे मोटे मोटे थे खेल रहे थे कूद रहे थे  
बिल्ली ने देख लिया बिल्ली बोली मैं भी आऊ  
चूहा बोला ना मौसी ना गला काट डालोगी  
पेट फाड़ डालेगी क्या आचार डालोगी मुझे मार डालोगी



2- हाथी राजा बहुत बड़े  
सूंड हिलाके कहाँ चले  
मेरे घर भी आओ न  
हलवा पूड़ी खाओ न  
आओ बैठो कुर्सी पर  
कुर्सी बोली चटर पटर

### Conversation

1. What is your name ?
2. What is your father's name?
3. What is your mother's name?
4. How old are you?
5. How are you?
6. Where do you live?
7. What is your school's name?
8. In which class do you study ?
9. Which is your favourite fruit?
10. Which is your favourite colour?



# Conversation



Q.1 Who are you ?

Ans- I am a girl/boy.

Q.2 How are you ?

Ans- I am fine , thank you.

Q.3 What is your name ?

Ans- My name is .....

Q.4 What is your father's name ?

Ans- My father's name is Mr. ....

Q.5 What is your mother's name?

Ans- My mother's name is Mrs. ....

Q.6 How old are you?

Ans- I am ..... years old.

Q.7 Where do you live?

Ans- I live in Akbarpur.

Q.8 In which school do you study?

Ans-I study in New Light Education Centre .

Q.9 In which class do you study ?

Ans- I study in class L.K.G. .

Q.10 What is your class teacher's name ?

Ans- My class teacher's name is  
Miss Sapna Soni .



## हाथी राजा

हाथी राजा बहुत बड़े,  
सूँड हिलाकर कहाँ चले।  
मेरे घर भी आओ ना,  
हलवा पूरी खाओ ना।  
आओ बैठो कुर्सी पर,  
कुर्सी बोली चटर-पटर।



दो चूहे थे,  
मोटे -मोटे थे  
छोटे छोटे थे,  
नाच रहे थे ,  
कूद रहे थे ,खेल रहे थे ,  
बिल्ली ने कहा म्याऊ,  
म्याऊ, मै आऊ,  
ना मौसी ना,  
हमें मार डालोगी,  
फिर खा जाओगी,  
हम तो नही आयेंगे,  
हम तो भाग जायेंगे..

# दो चूहे थे



infobells

# Chubby Cheeks



Chubby Cheeks, dimple chin

Chubby Cheeks, dimple chin

Rosy lips, teeth within

Curly hair very fair

Eyes are blue, lovely too

Teacher's pet, is that you?

Yes, yes, yes.



# Rain Rain Go Away

Rain, rain go away  
Come again another day.  
Rain, rain go away  
Little Johnny wants to play.



Name.....

Class:.....

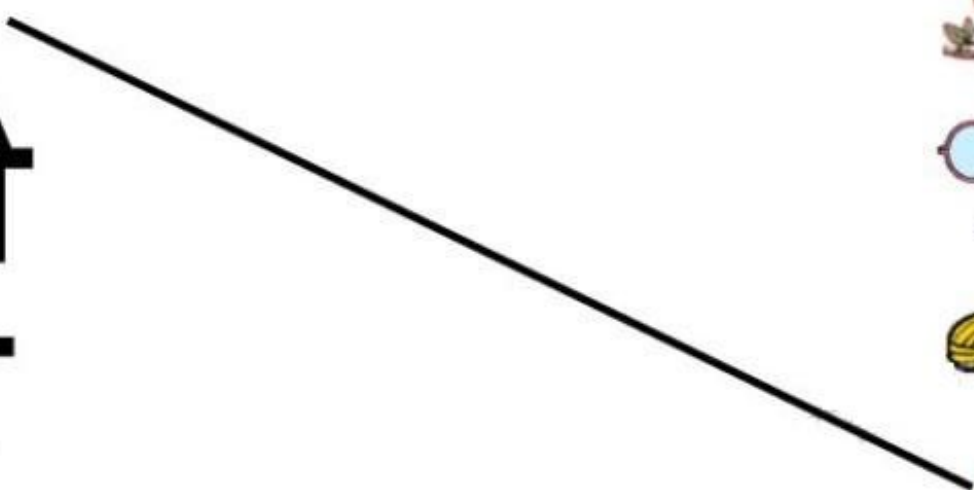
Date:.....

## रिक्त स्थान भरो - Fill in the blanks

|   |   |   |    |
|---|---|---|----|
| अ |   | इ |    |
|   | ऊ |   |    |
| ऐ |   |   | अं |
|   |   |   |    |

अक्षर को चित्र से मिलाओ  
Match the Alphabet to the picture

अ  
औ  
आ  
ए  
उ  
अं  
ए  
ऊ



Fill in the letters.

A

F

K

P

U

C

H

M

R

W

Z

E

J

O

T


Y

# Printable Counting Worksheet

Name \_\_\_\_\_

Fill in the missing numbers.


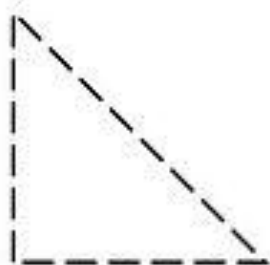

|   |   |    |    |    |
|---|---|----|----|----|
| 1 |   |    | 4  |    |
|   | 7 |    |    | 10 |
|   |   |    | 14 |    |
|   |   | 16 |    | 18 |
|   |   |    |    | 20 |



Name: \_\_\_\_\_

Square

Trace the squares. Count them and write the number below.



There are  squares.

Name: \_\_\_\_\_

Count, add and write the sum in the box

$$\begin{array}{|c|} \hline \text{2 apples} \\ \hline \end{array} + \begin{array}{|c|} \hline \text{3 apples} \\ \hline \end{array} = \begin{array}{|c|} \hline \text{ } \\ \hline \end{array}$$

$$\begin{array}{|c|} \hline \text{2 apples} \\ \hline \end{array} + \begin{array}{|c|} \hline \text{1 apple} \\ \hline \end{array} = \begin{array}{|c|} \hline \text{ } \\ \hline \end{array}$$

$$\begin{array}{|c|} \hline \text{1 apple} \\ \hline \end{array} + \begin{array}{|c|} \hline \text{1 apple} \\ \hline \end{array} = \begin{array}{|c|} \hline \text{ } \\ \hline \end{array}$$

$$\begin{array}{|c|} \hline \text{2 apples} \\ \hline \end{array} + \begin{array}{|c|} \hline \text{2 apples} \\ \hline \end{array} = \begin{array}{|c|} \hline \text{ } \\ \hline \end{array}$$

$$\begin{array}{|c|} \hline \text{4 apples} \\ \hline \end{array} + \begin{array}{|c|} \hline \text{1 apple} \\ \hline \end{array} = \begin{array}{|c|} \hline \text{ } \\ \hline \end{array}$$

Name \_\_\_\_\_

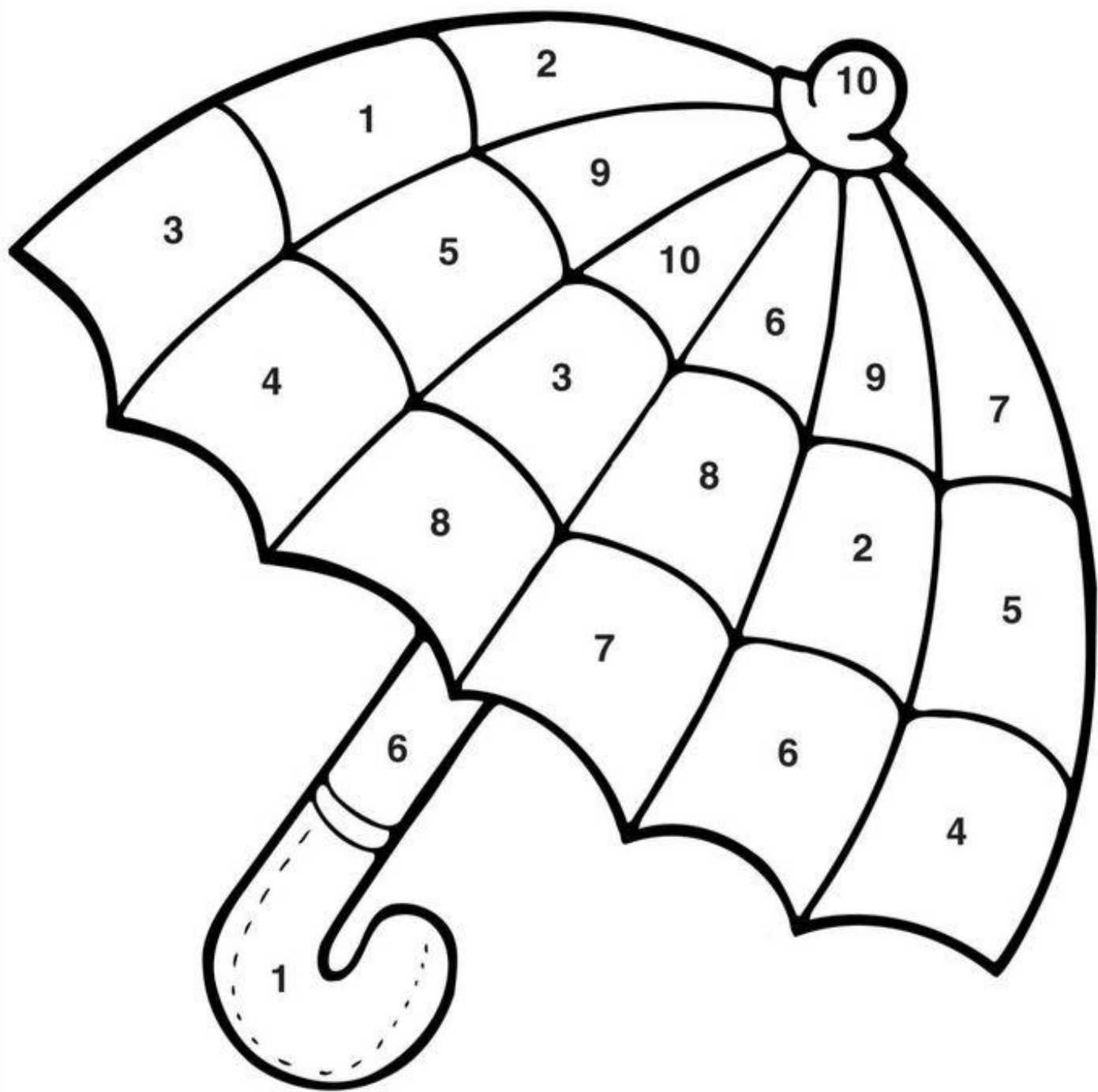
Skill: Color and number practice

Use the color key to color the umbrella.

- 1 - red
- 2 - green
- 3 - black
- 4 - yellow

- 5 - pink
- 6 - orange
- 7 - purple
- 8 - blue

- 9 - white
- 10 - brown





Connect the dots, what did you get?



—pple