

A vibrant, cartoon-style illustration of a beach scene. In the center, a large white semi-circular sign with a gold border contains the text 'SUMMER HOLIDAY HOMEWORK' in red, bold, uppercase letters. Below the sign, the word 'SUMMER' is written in large, colorful, 3D block letters: 'S' is yellow, 'U' is red, 'M' is green, 'M' is blue, 'E' is pink, and 'R' is orange. The scene is set on a small brown island with a blue and white beach ball, a smiling orange crab, and several seashells. In the background, there are three colorful beach umbrellas (red and white, red and yellow, and red and white), palm trees, and a blue surfboard. The sky is a gradient of orange and yellow, suggesting a sunset or sunrise, with fluffy white clouds. The foreground shows blue waves of the ocean.

**SUMMER HOLIDAY HOMEWORK**

**CLASS-P.G.**

**SUMMER**



# NEW LIGHT EDUCATION CENTRE

## Summer Holiday Homework

### Class – P.G.

### Work book Homework

**Hindi-** अक्षर लेखन में पेज नंबर 12 से 15 भरिए।

स्वर्ण किरण में पेज नंबर 26,27,30,31,34,35 ,38,39  
भरिए।

अ से अः तक चित्र सहित पढ़िए व अक्षर पहचानिए।

अक्षर अ ,आ, इ, ई का अभ्यास करिए।

**English-** Fill page no.11 to 22 in Capital letters  
workbook.

Fill page no. 20,22,24,26,28 to 32 in All About  
Alphabet book.

Read & Recognize alphabet A to Z with pictures.

Practice sleeping lines, standing lines , slanting lines,  
Pattern ( , ) , V, U,







**Maths-** Fill page no. 14 to 28 in Mathematics workbook.

Fill page no. 18 to 29 in Numbrella book .  
Read & Recognize number 1 to 10.



**E.V.S.** – Fill page no. 2,3 ,4,5,9,13 in The Quest Book.

- Read Fruits name with pictures.
- Read Vegetables name with pictures.
- Read Colours name .





# Rhymes

## Read English Rhyme

1. Twinkle twinkle little star  
how I wonder what you are  
up above the world so high  
like a diamond in the sky

2. Johnny Johnny yes papa  
Eating sugar no Papa  
Telling lies no Papa  
Open our mouth ha ha ha





## Read Hindi Rhyme

1. आलू कचालू बेटा कहाँ गए थे  
बैंगन की टोकरी में सो रहे थे  
बंदर ने लात मारी रो रहे थे  
मम्मी ने प्यार किया हसँ रहे थे  
पापा ने पैसे दिए नाच रहे थे  
भैया ने लड्डू दिए खा रहे थे  
आलू कचालू बेटा कहाँ गए थे

2. पानी बरसा छम छम छम  
छाता लेकर निकलें हम  
पैर फिसल गया गिर गए हम  
नीचे छाता ऊपर हम





# Conversation



Q.1 Who are you ?

Ans- I am a girl/boy.

Q.2 How are you ?

Ans- I am fine , thank you.

Q.3 What is your name ?

Ans- My name is .....

Q.4 What is your father's name ?

Ans- My father's name is Mr. ....

Q.5 What is your mother's name?

Ans- My mother's name is Mrs. ....

Q.6 How old are you?

Ans- I am ..... years old.

Q.7 Where do you live?

Ans- I live in Akbarpur.

Q.8 In which school do you study?

Ans-I study in New Light Education Centre .

Q.9 In which class do you study ?

Ans- I study in class P.G. .

Q.10 What is your class teacher's name ?

Ans- My class teacher's name is  
Miss Sapna Soni .



# बारिश आई

contributed by: Sneha Puri

बारिश आई छम छम छम  
लेकर छाता निकले पड़े हम  
पैर फिसला गिर गए हम ॥  
उपर छाता नीचे हम



## आल् कचाल् बेटा कहाँ गए थे

आल् कचाल् बेटा कहाँ गए थे,  
बन्दर की झोपडी में सो रहे थे,  
बन्दर ने लात मारी रो रहे थे,  
मम्मी ने प्यार किया हंस रहे थे,  
पापा ने पैसे दिए नाच रहे थे,  
भैया ने लड्डू दिए खा रहे थे....।





# Johnny Johnny

Listen to the rhyme and repeat it. Talk about the picture.

Johnny! Johnny!

Yes papa.

Eating sugar?

No papa.

Telling lies?

No papa.

Open your mouth,

Ha! Ha!! Ha!!!





# Twinkle Twinkle Little Star



Twinkle, twinkle, little star,  
How I wonder what you are.  
Up above the world so high,  
Like a diamond in the sky.


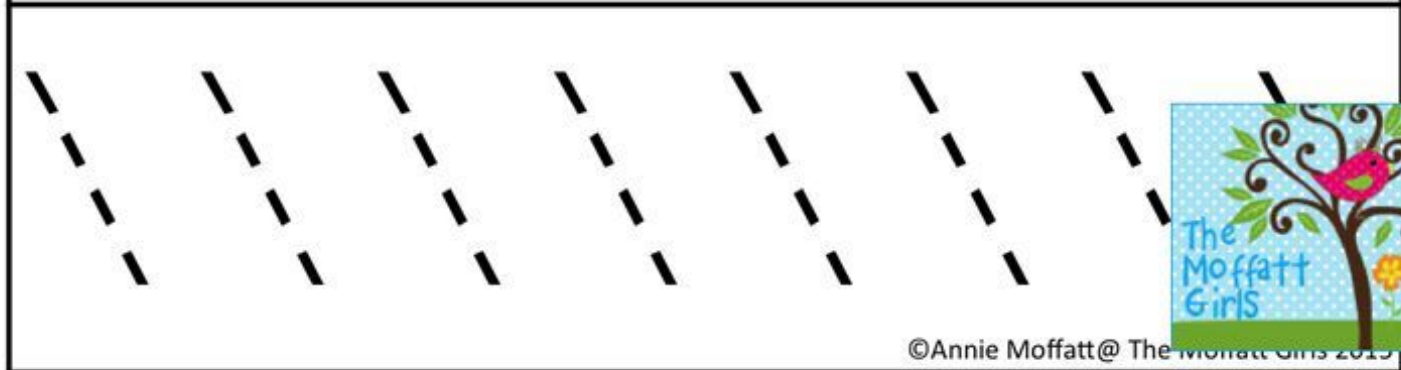
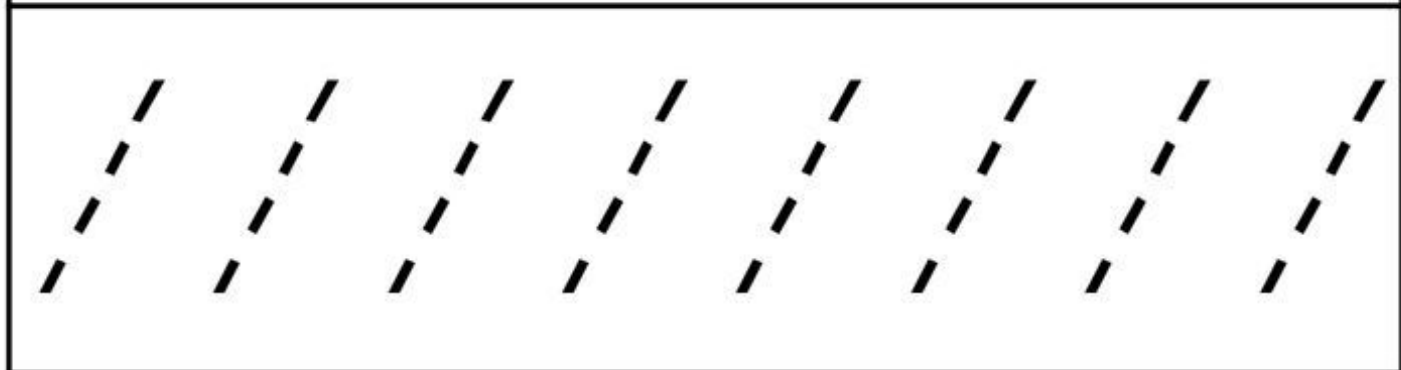
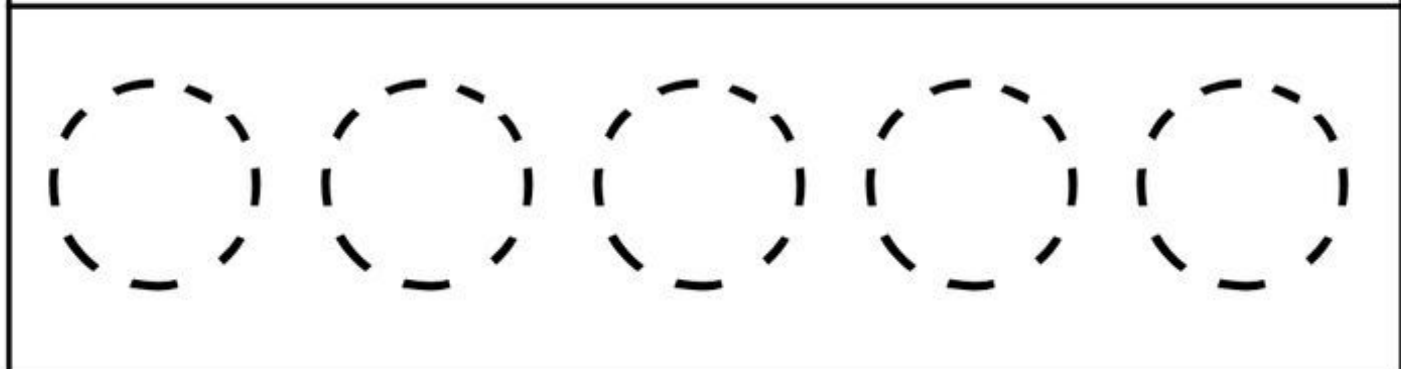
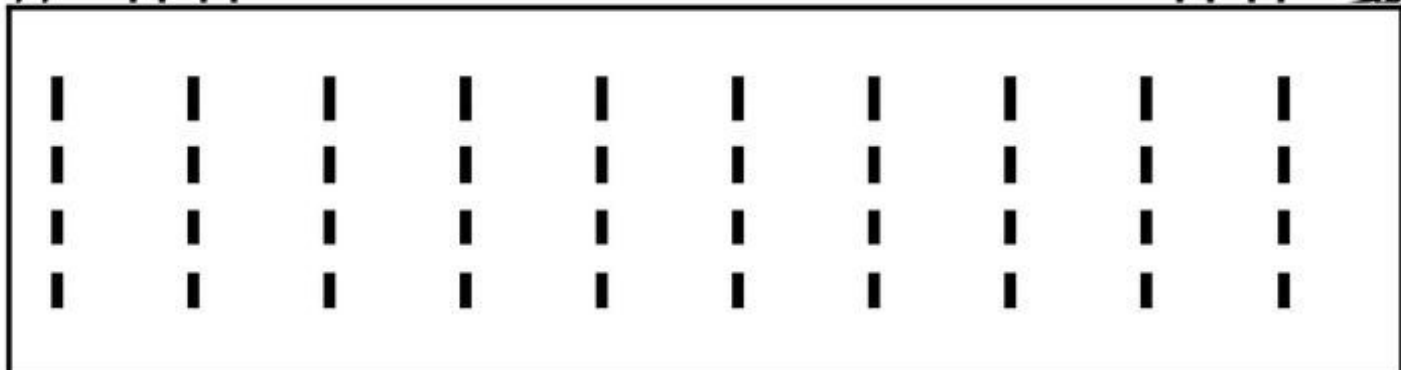


Name: \_\_\_\_\_



# Tracing Practice II

Directions: Trace the lines in each row.



Name: \_\_\_\_\_

## Trace the Pattern

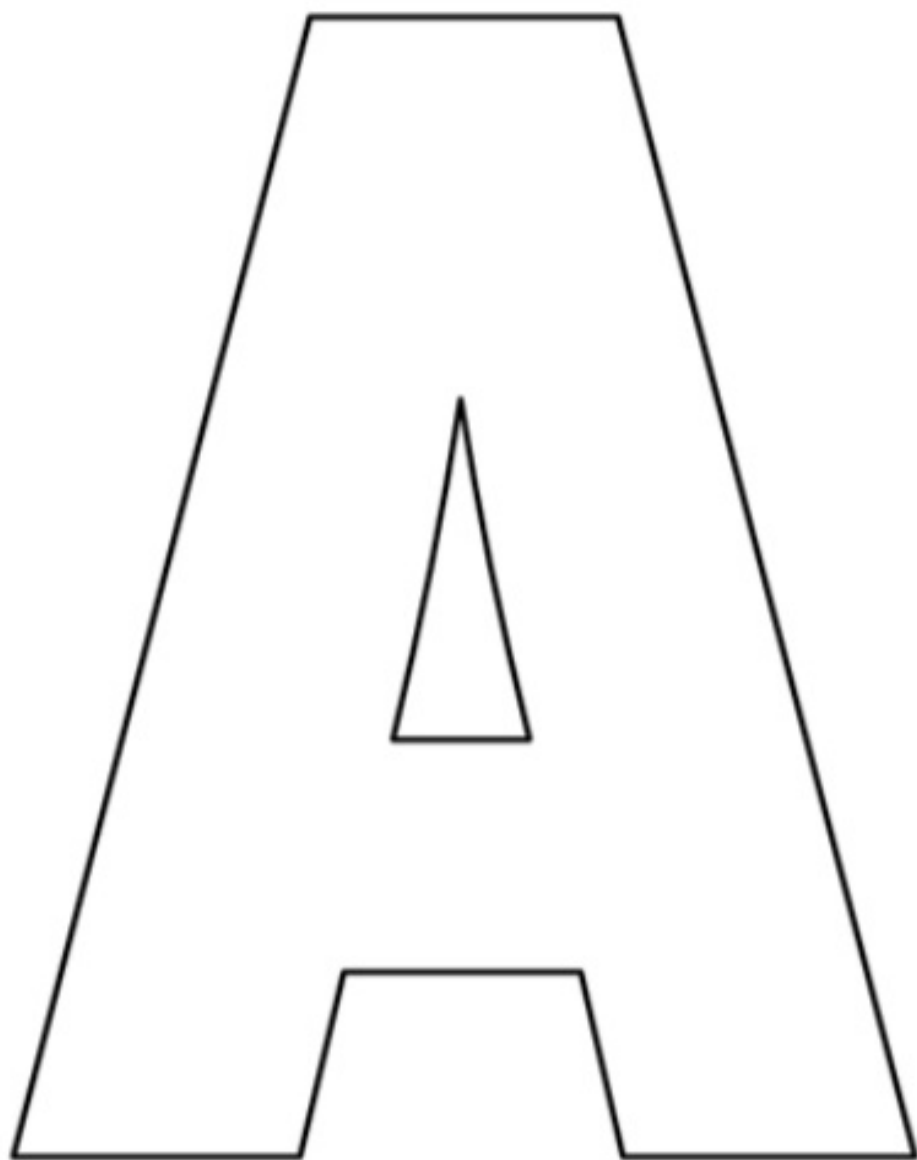


NAME: \_\_\_\_\_

DATE: \_\_\_\_\_

## Tear and Paste Activity

Paste the paper cut outs on the letter A.







Name:

Date:

# Alphabet Matching!

Cut out the letters at the bottom of the page and glue each one to its matching partner.

Color in the pictures!



**A**

**B**

**C**

**D**

**E**

Cut on the dotted lines.

**B**

**D**

**A**

**E**

**C**



Circle the letters that match the first letter in each row.

**A**

**B**

**E**

**A**

**A**

**B**

**D**

**B**

**P**

**B**

**C**

**C**

**O**

**C**

**C**

**D**

**B**

**D**

**D**

**R**

**E**

**E**

**F**

**E**

**E**

# हिन्दी वर्णमाला



अनार



RUBY

Handwriting practice section consisting of seven rows of horizontal lines. Each row contains four dashed Hindi letter 'अ' characters for tracing. The first row includes a solid 'अ' with stroke order arrows and numbers for reference.





आम



आ आ आ आ

आ आ आ आ

आ आ आ आ

आ आ आ आ

आ आ आ आ

आ आ आ आ











Name: \_\_\_\_\_

## Finger Counting and Number Writing

Count the fingers and color the circle with the correct number.

Next, write the number on the guided lines.

		<hr/> <hr/> <hr/> <hr/>
		<hr/> <hr/> <hr/> <hr/>
		<hr/> <hr/> <hr/> <hr/>
		<hr/> <hr/> <hr/> <hr/>



Count the items and circle the correct number.



**1    2    3**



**5    3    1**



**1    2    4**



**4    3    2**



**3    5    2**



**2    1    3**